



Internet Accessibility among the Graduate Students of the Colleges of Guwahati City of Assam: A Case Study

Ratul Das

Ph.D Scholar,

Dept. of Education, Gauhati University

Gauhati, Assam, (India)

Email: ratuldas_007@rediffmail.com

I. INTRODUCTION

Internet has been the most useful technology of the modern times which helps us not only in our daily lives, but also our personal and professional lives developments. The internet helps us achieve this in several different ways. For the students and educational purposes the internet is widely used to gather information so as to do the research or add to the knowledge of any sort of subject they have. Even the business personals and the professions like doctors, access the internet to filter the necessary information for their use. The internet is therefore the largest encyclopedia for everyone, in all age categories. The internet has served to be more useful in maintaining contacts with friends and relatives who live abroad permanently. The easiest communication means like the internet chatting systems and the emails are the best and the most common for the maintaining contacts with the people around the world. Not to forget internet is useful in providing with most of the fun these days. May it be all the games, and networking conferences or the online movies, songs, dramas and quizzes, internet has provided the users with a great opportunity to eradicate the boredom from their lives.

II. ROLE OF INTERNET IN MODERN ERA

The modern era has been now extremely advanced and well-developed and the basic reason for this development is actually the launch of the internet and its applications which have provided the individuals with the easiest routine in their daily lives. The modern era of the internet has made even the most tiring and physically demanding works on the finger tips. For example the shopping which is indeed a very complicated affair, can be easily done on the internet in the modern times, via e-commerce. This technology has emerged as one of the breakthrough uses of the internet. The internet has changed the face of the lives of people, turning them completely into the modern and latest lifestyle with its developments. Today, instead of the newspapers, the people use the internet to access the e-news which provides with not only the news papers completely but also various different news channels from all over the world. Even the live video news from the news channels can be accessed through the net, overpowering the other media, even including the television. The modern developments through the internet have also widened the opportunities for business and professional developments. The need to advertise the products of any business companies are no more a major problem, as the companies can develop their own website and information regarding the products to convince the customers with their works. There are also several open opportunities of making money through the internet, with the most common profession being the web site development with the increasing demand of web-development personals used to develop the websites to promote their business and companies. Internet is indeed the major advancement in the modern era, enabling the common people to sit at home and rule the world. The academic landscape in education sector has been comprehensively transformed by the recent advances in Information and Communication Technologies (ICTs). Consequently, the teaching and learning processes along with educational programmes and pedagogy of instruction are being restructured, reformed to meet the expectations of a whole new breed of students entering the Universities. ICT applications in education sector can greatly enhance the quality of education. The learners, through multifaceted ICT applications, can control the content, time and pace of learning. It is also one of the greatest recent advancement in the world of information technology and has become a useful instrument that has fostered the process of making the world a global village. This is a universal fact that the use of internet has a great impact on the student's academic carrier. The use of Internet has become a very popular in many areas as well as in education in recent years. Accordingly, Internet access in schools has increased greatly over the last 20 years (Berson, 2000). As this study has shown, more students are relying on the Internet for their academic needs than any other areas.

III. REVIEW OF THE RELATED LITERATURE

Ozad (2010) explored the use of the Internet in tertiary media education. It was suggested that in addition to using the Internet as a source of information, students majored in communication and media should also use it as a tool of communication.



Dominika Sokol and Vit Sisler (2010) conducted a Study on Internet Use among University Students in the United Arab Emirates. The study aims to analyze socializing on the Internet and attitudes towards the Internet as a medium of social interaction among university students in the United Arab Emirates (UAE). The result reveals that the Internet can largely act as a vehicle for resisting social exclusion and gender segregation; it can also simultaneously serve as a mechanism for reinforcing pre-existing norms within newly-networked traditional communities.

Sakina Bashir (2011) conducted a study on Internet Use among University Students: A Survey in University of the Punjab, Lahore. The objective of the study was to explore the Internet use behaviour of students. The results show that most of the students use this technology for course related reading and research needs. They are new users of the Internet. They use it at the University Library’s Digital Lab Unit as well as their departments and homes. A large number of them have learnt to use the Internet tools by themselves, or relying on assistance from friends without attending any formal training programs. Ease of work and time saving are the reasons of Internet use among university students

IV. OBJECTIVES OF THE STUDY

- To search out the frequency of using Internet among BA/BSC/BCOM students reading in various colleges of Guwahati city.
- To search out their preference of time for accessing internet.
- To find out the intension/motto of accessing internet among the BA/B.SC/B.COM students reading in various colleges of Guwahati city.

V. POPULATION & SAMPLE

In Guwahati city itself 150 both private and government graduate colleges are there. The sample has been drawn from B.A., B.SC, & B.Com students reading in various colleges of Guwahati city. The sample comprises 150 students of different subjects. Out of 150 students equal half belong to male and equal half belong to female sex. The simple random sampling method has been used to collect the sample.

VI. PROCEDURE USED FOR COLLECTION OF THE DATA & TOOLS TO BE USED

To collect the relevant data the researcher used self formulated a set of questionnaire comprising 25 questions and conducted an open end interview by creating a friendly atmosphere.

VII. STATISTICAL TECHNIQUE TO BE USED

Percentage, pie chart & bar diagram are used to interpret and analysis of the data.

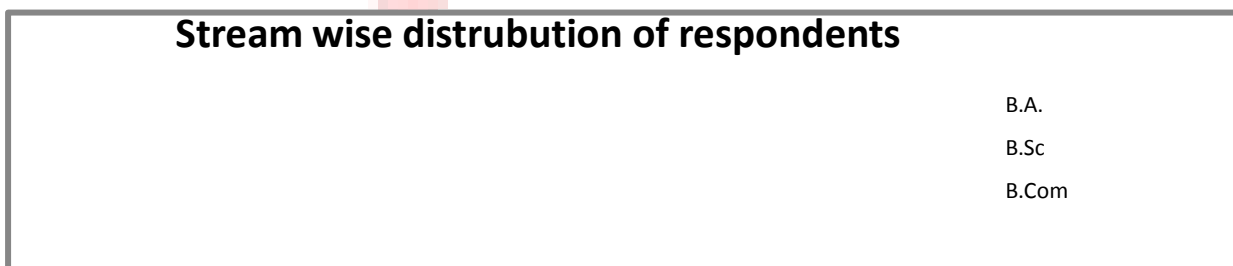
VIII. ANALYSIS & INTERPRETATION

TABLE-1

Stream wise distribution of the sample

Students belong to Stream	Male	Female	Total
B.A	38	38	76
B.Sc	22	22	44
B.Com	15	15	30
Total	75	75	150

Figure-1



Both **Table-1** & **Figure-1** indicate the stream wise distribution of sample

TABLE-2
Distribution of sample on the basis of Caste

Caste wise category of sample	Male (75)	Female (75)	Total (150)
General	46	40	86
OBC	21	19	40
SC	7	7	14
ST	1	9	10

Figure-2
Distribution on basis caste of the sample


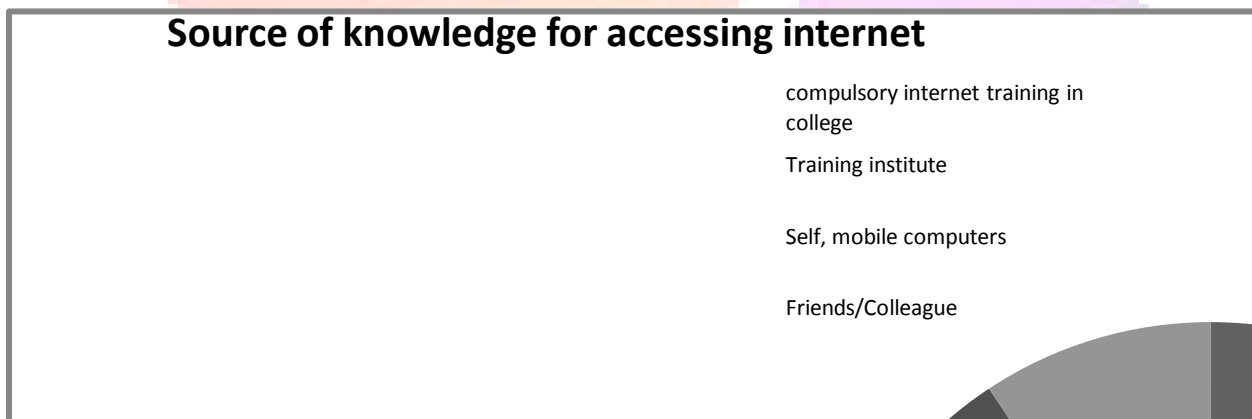


TABLE-3
Source of knowledge for accessing Internet

Source of Knowledge for accessing Internet	Male		Female		Grand Total
	Frequency	Percentage	Frequency	Percentage	
Compulsory Internet training in college	18	24	12	16	30
Training Institution	12	16	8	10	20
Self via Mobile ph., computer or vice versa	29	38.67	30	40	59
Friends or Colleagues	11	14.67	16	21.33	27
Others	5	6.67	9	12	14
Total	75	100	75	100	150

Figure-3
Source of knowledge for accessing Internet



The above figure-3 and table-3 both showed sources of knowledge for accessing internet both male and female respondents. It high-lights that maximum number of the respondents acquired knowledge of accessing internet by themselves through Mobile Phone, Own Computers and vice versa.

TABLE-4
Frequency of using internet among Graduate students reading in various Colleges of Guwahati city

Frequency of using Internet	Male		Female		Total Frequency	Overall percent of both M/F
	Frequency	Percentage	Frequency	Percentage		
Every Day	54	72	46	61.333	100	67%
2-3 days in a week	6	8	18	24	24	16%
4-7 days in a week	7	9.333	6	8	13	9%
Monthly	5	6.67	4	5.333	9	6%
No fixed Scheduled/Rarely	3	4	1	1.333	4	3%
Total	75	100	75	100	150	100%

Figure-4
Frequency of using internet among Graduate students reading in various Colleges of Guwahati city

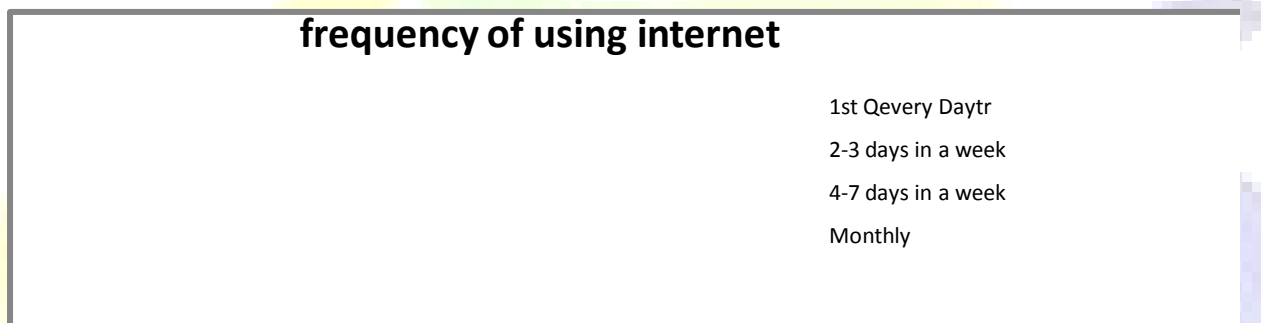


Table-4 and figure-4 clearly indicates the frequency of using internet by the graduate students, reading in the various colleges of Guwahati city. It also been observed that 67% students used daily, 16% students used 2-3 days in a week, 9% students used internet 4-7 days in a week, 6% students used internet monthly & 3% students used internet without fixed schedule or rarely. Percentage of using internet everyday in case of boys along 72% & girls 61.333% respectively, 2-3 days in a week in case of boys and girls 8% & 24% respectively, 4-7 days in a week in case of boys and girls 9.333% & 8% respectively, in case of boys & girls monthly internet user 6.67% & 5.333% respectively, and 4% and 1.333% respectively in case of boys and girls using internet without fixed schedule/Rarely.

TABLE-5
Use of internet by the graduate students of Guwahati city every day

Usage of Internet in a day	Male		Female		Grand Total of Frequency	Over all percent of both M/F
	Frequency	Percentage	Frequency	Percentage		
30 minutes-1 hour	23	30.666	30	40	53	35%
1 hour-2 hour	28	37.333	24	32	52	35%
2 hour-3 hour	15	20	16	21.333	31	21%
3 hour-4 hour	6	8	3	4	9	6%
4 hour above	3	4	2	2.666	5	3%
Total	75	100	75	100	150	100%

Figure-5
Use of internet by the graduate students of Guwahati city every day

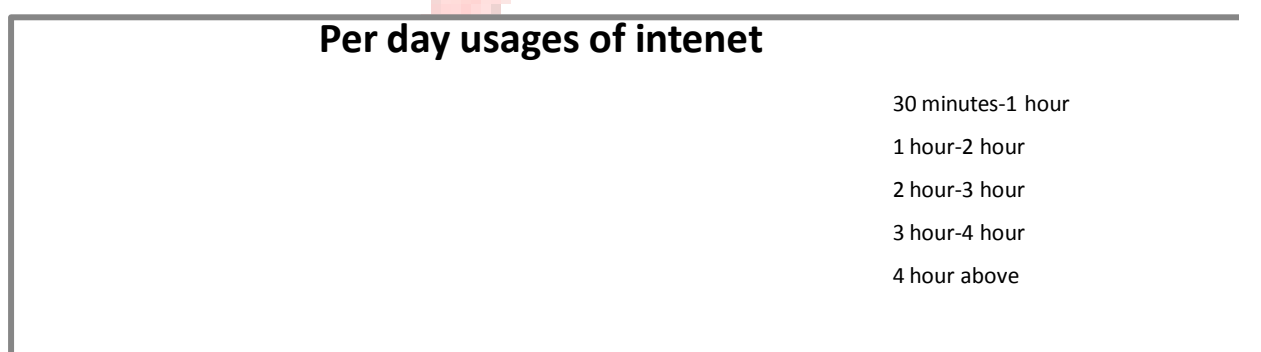


Table-5 & Figure-5 shows that out of total 150 respondents 35% are using internet within 30 minutes-1 hour, 35% respondent used internet within the range of time 1-2 hours, at the same time 21% use internet 2-3 hours, 6% of respondent use internet 3-4 hours and only 3% respondent use internet more than 4 hours in a day.

Among total number of male respondents and female respondents there are 30.666% & 40% respectively the using habit of internet per day. There are 37.333% & 32% using habit respectively within 1-2 hour. On the other hand 2-3 hours using habit both male and female has been shown by 20% & 21.333% respectively. Similarly, 8% & 4% respondent both male and female respectively used internet 3-4 hours. At the end, internet using habit more than 4 hours by both male and female 4% & 2.666% respectively. Above data reveals that maximum number of respondent including both male and female 35% used internet 30 minutes-1 hour and 35% used 1-2 hours.

TABLE-6
Availability of time for accessing Internet

Availability of time	Male		Female		Grand Total Of Frequency	Grand Total Of percentage both M/F
	Frequency	Percent	Frequency	Percent		
Morning	9	12	7	9.333	16	11%
Afternoon	10	13.333	24	32	34	23%
Evening	25	33.333	29	38.666	54	36%
Night	28	37.333	11	14.666	39	26%
Late Night	3	4	4	5.333	7	5%
Total	75	100	75	100	150	100%

Figure-6
Availability of time for accessing Internet

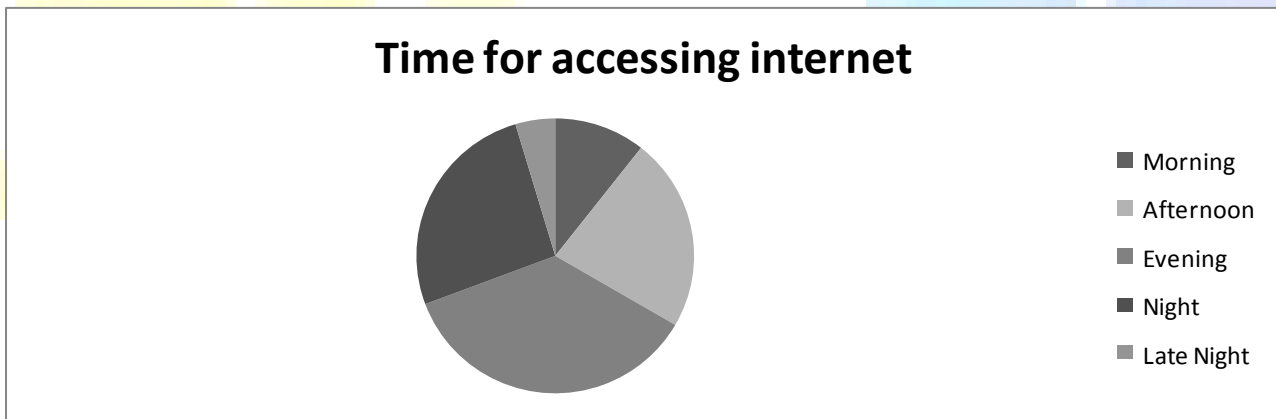


Table-6 & Figure-6 shows the availability of time to access internet. It reveals that out of total respondent morning internet users is 16%, afternoon users 23%, 36% is evening users, night users 26% and 5% is late night users. Here we observed that maximum number of respondents are involved in using of internet in the evening, it is approximately 36% of total respondent. At the same time 26% respondent prefer night as their suitable time for internet access.

TABLE-7
Motto of using internet

Motto of Using Internet	Male		Female		Grand Total of Frequency	Grand Total of Percentage
	Frequency	Percentage	Frequency	Percentage		
Academic	20	26.666	20	26.666	40	27%
Entertainment, such as Face-book, Twitter, Video download, Online shopping and so on..	40	53.333	35	46.666	75	50%
Job Seeking	4	5.333	5	6.666	9	6%
Knowledge acquisition	11	14.666	15	20	26	17%
Total	75	100	75	100	150	100%

Figure-7
Motto of using internet

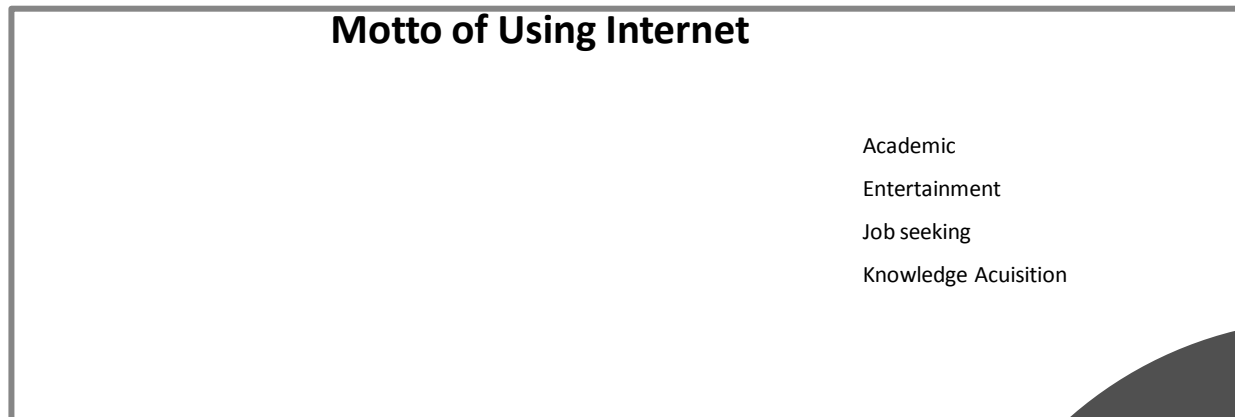


Table-7 & Figure-7 shows the motto o intention of using internet by the students. Here we have observed that 50% of total respondent usages internet for entertainment such as busy in facebook, twitter, etc, 27% use internet for academic purposes, out of total respondent 17% for knowledge acquisition & only 6% used internet for Job seeking purposes.

IX. RESULTS

The result of the study according to our objectives is concerned has been analysed and shown by using percentage and pie chart. Detailed description has been written under each diagram in the Tables and Figures.

X. HIGHLIGHTING THE MAJOR ASPECTS OF THE STUDY

Internet has immense potential for the information society. It enables the students to get instant information for their varied purposes. In order to make more beneficial and effective, awareness program for maximum use of Internet should be undertaken by the colleges of Guwahati city collaborating themselves.

- The sample of the study has been selected from Arts, Science, & Commerce (B.A, B.SC & B.Com) Stream and equal number of respondent both male and female.
- The maximum number of student at around 40% of graduate students prefers source of internet knowledge via mobile phone, computer, Personal Leap-top & Vice versa.
- 67% of graduate students of Guwahati City use internet every day as they use mobile phone.
- 35% of graduate students of Guwahati City access internet 1-2 hours per day & 35% of students access internet 2-3 hours per day.
- 36% of graduate student of Guwahati City prefers time for accessing internet in the evening.
- 50% of graduate student of Guwahati City used internet for entertainment such as doing Face-Book, Twitter etc.

XI. CONCLUSION

This study has been shown that student usages Mobile phones, and personal leap top in a higher degree. At the same time they use to connect with internet via Mobile Phone & leap tops. A good number of Graduate students of Guwahati city are the daily internet users and they use to prefer evening time to access internet. Mostly the students accessing internet for entertainment such as-Face book, twitter and vice-versa.

REFERENCES

1. Hong, K. S., Ridzuan, A. A., & Kuek, M. K. (2003). Students' attitudes toward the use of the Internet for learning: A study at a university in Malaysia. *Educational Technology & Society*, 6(2), 45-49.
2. Luambano, I., & Nawe, J. (2004). Internet use by students of the University of Dare es Salaam. *Library Hi Tech News*, 21(5), 13-17.
3. Ozad, B. E. (2010). The use of the Internet in media education. *The Turkish Online Journal of Educational Technology*, 9(2), 245-255.202
4. Rajeev K, Ampritpal K (2004). Use of Internet by Teachers and Students in Shaheed Bhagat Singh College of Engineering and Technology: A Case Study. *J. Libr. Inf. Sci.*29(1&2), 81-94.
5. Ruzgar, N. S. (2005). A research on the purpose of Internet usage and learning via Internet. *The Turkish Online Journal of Educational Technology*, 4(4), 27-32.